

Name: _____

First Grade

Snow Day Work

Day #5

Name _____

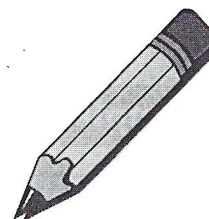








Reading Skills Practice Test 5

A. Phonic Analysis: Consonants

Look at each picture.

Write the missing letter or letters on the line.









Sample  ____aby	1.  shee____	2.  ba____
3.  snai____	4.  ____ee	5.  fro____

B. Phonic Analysis: Vowels

Look at each picture.

Write the missing letter or letters on the line.

Sample  c____r	1.  sp____n	2.  l____gs
3.  p____ppies	4.  b____y	5.  m____lk







**C. High-Frequency Word Match**

Circle the word your teacher says out loud.

Sample	1.	2.	3.	4.	5.
in	to	says	hello	big	small
is	no	said	help	bit	tall
if	go	sad	held	best	smell

D. Vocabulary: Picture-Word Match

Fill in the bubble next to the word that names each picture.

Sample  <input type="radio"/> ant <input type="radio"/> plant <input type="radio"/> can	1.  <input type="radio"/> pet <input type="radio"/> set <input type="radio"/> wet	2.  <input type="radio"/> dish <input type="radio"/> fish <input type="radio"/> wish
3.  <input type="radio"/> saw <input type="radio"/> paw <input type="radio"/> sand	4.  <input type="radio"/> tug <input type="radio"/> bug <input type="radio"/> ball	5.  <input type="radio"/> kite <input type="radio"/> cake <input type="radio"/> rake

**E. Grammar, Usage, and Mechanics**

Read each sentence. Fill in the bubble next to the word or words that best complete each sentence.

Sample

She _____ home.

- ☐ is
☐ are
☐ Is

1. _____ read my book.

- ☐ he
☐ i
☐ I

2. _____ plant grows.

- ☐ the
☐ The
☐ she

3. Watch _____

- ☐ me!
☐ my.
☐ Me!

4. _____ are going to bed.

- ☐ nan and nell
☐ Nan and Nell
☐ Nan

5. Where do _____ live?

- ☐ you
☐ You
☐ your

6. _____ eat some cake.

- ☐ We
☐ She
☐ He

7. _____ get in the car.

- ☐ They
☐ they
☐ he

8. My best friend is _____

- ☐ Joey.
☐ joey
☐ jack.


9. _____ can play ball.

- ☐ She
☐ she
☐ the




**F. Story Comprehension**

Read the story. Then answer each question.
Fill in the bubble next to the best answer.

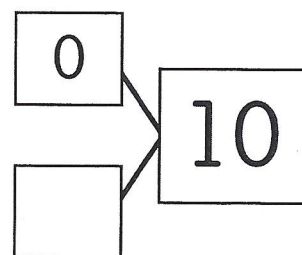
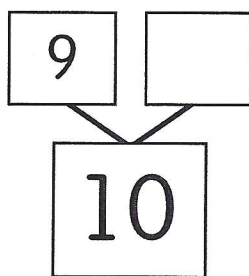
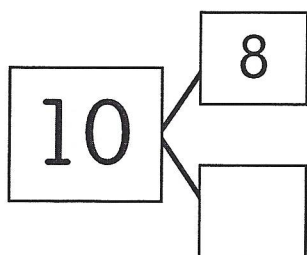
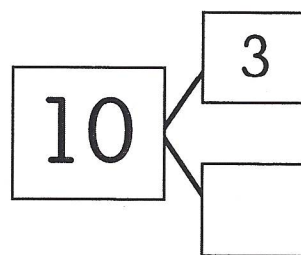
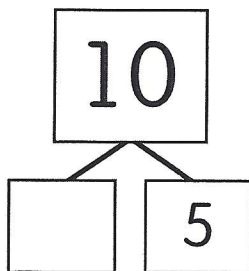
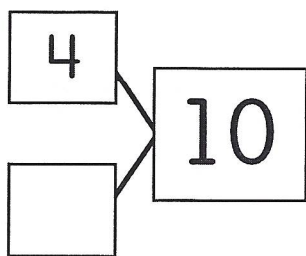
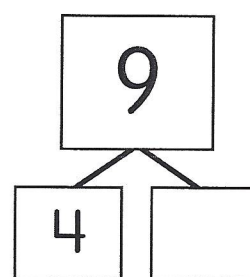
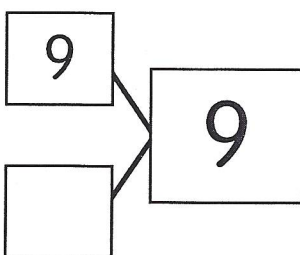
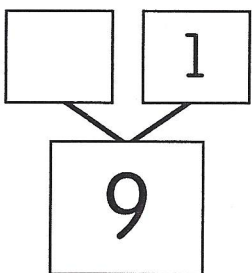
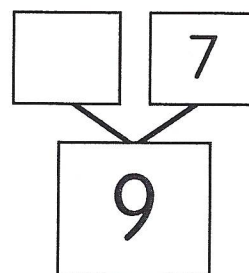
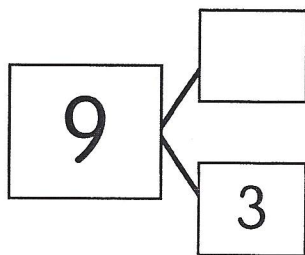
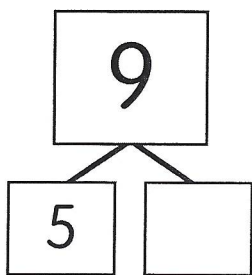


I have two goldfish. One fish is named Goldie. The other fish is named Finny. They are friends. I keep them in a bowl. I feed them every day.



1. What kind of pet is in this story?
☐ cat
☐ bird
☐ goldfish
2. What is a good title (name) for this story?
☐ Goldie and Finny
☐ A Trip to the Zoo
☐ My New Bike
3. Where do the fish in this story live?
☐ bowl
☐ cage
☐ pond

Complete each number bond.



Write one addition fact and one subtraction fact for each number bond.

<div style="border: 1px solid black; padding: 5px; display: inline-block; text-align: center;">7</div>	_____ + _____ = _____
<div style="display: flex; justify-content: space-around;"><div style="border: 1px solid black; padding: 5px; text-align: center;">3</div><div style="border: 1px solid black; padding: 5px; text-align: center;">4</div></div>	_____ - _____ = _____

<div style="border: 1px solid black; padding: 5px; display: inline-block; text-align: center;">2</div>	_____ + _____ = _____
<div style="display: flex; justify-content: space-around;"><div style="border: 1px solid black; padding: 5px; text-align: center;">1</div><div style="border: 1px solid black; padding: 5px; text-align: center;">1</div></div>	_____ - _____ = _____

<div style="border: 1px solid black; padding: 5px; display: inline-block; text-align: center;">4</div>	_____ + _____ = _____
<div style="display: flex; justify-content: space-around;"><div style="border: 1px solid black; padding: 5px; text-align: center;">4</div><div style="border: 1px solid black; padding: 5px; text-align: center;">0</div></div>	_____ - _____ = _____

<div style="border: 1px solid black; padding: 5px; display: inline-block; text-align: center;">6</div>	_____ + _____ = _____
<div style="display: flex; justify-content: space-around;"><div style="border: 1px solid black; padding: 5px; text-align: center;">2</div><div style="border: 1px solid black; padding: 5px; text-align: center;">4</div></div>	_____ - _____ = _____

<div style="display: flex; justify-content: space-around;"><div style="border: 1px solid black; padding: 5px; text-align: center;">9</div><div style="border: 1px solid black; padding: 5px; text-align: center;">1</div></div>	_____ + _____ = _____
<div style="border: 1px solid black; padding: 5px; display: inline-block; text-align: center;">10</div>	_____ - _____ = _____

<div style="display: flex; justify-content: space-around;"><div style="border: 1px solid black; padding: 5px; text-align: center;">4</div><div style="border: 1px solid black; padding: 5px; text-align: center;">4</div></div>	_____ + _____ = _____
<div style="border: 1px solid black; padding: 5px; display: inline-block; text-align: center;">8</div>	_____ - _____ = _____

<div style="display: flex; justify-content: space-around;"><div style="border: 1px solid black; padding: 5px; text-align: center;">0</div><div style="border: 1px solid black; padding: 5px; text-align: center;">9</div></div>	_____ + _____ = _____
<div style="border: 1px solid black; padding: 5px; display: inline-block; text-align: center;">9</div>	_____ - _____ = _____

<div style="display: flex; justify-content: space-around;"><div style="border: 1px solid black; padding: 5px; text-align: center;">2</div><div style="border: 1px solid black; padding: 5px; text-align: center;">3</div></div>	_____ + _____ = _____
<div style="border: 1px solid black; padding: 5px; display: inline-block; text-align: center;">5</div>	_____ - _____ = _____



* Watch the news
to complete this
worksheet.

Name: _____

Today's Weather

Today's date is

_____.

The temperature outside is

_____.

The weather outside is

_____.

Draw the weather.

